

Discover Orienteering









ORGANISER OVERVIEW

A Discover Orienteering event is a **friendly Come and Try introduction** to orienteering, where participants explore short, simple courses in a safe and supportive environment. After a short welcome and briefing, they progress at their own pace, building confidence along the way. Fun sideshow activities provide a change of pace and opportunities to socialise and learn more skills through experience.

The focus is on creating an **enjoyable, flexible, social experience** that helps newcomers feel excited to continue their orienteering journey.

There is a great collection of resources for Discover Orienteering.

But where do you start? Here is an overview of what is available:

-  Start by reading the **Delivery Guide**. This will describe everything an organiser should know about Discover Orienteering!
-  The guide contains ideas of tasks to begin organising a Discover Orienteering event. There are hints for setting suitable courses, suggested communication methods, and more!
-  The **Administration** folder contains resources for initial planning: the Pricing Tool and Risk Assessment template. It also contains links to Data Reporting Forms for after the event.
-  The **Promotion and Advertising** folder will be helpful once you have the basic details organised. You will find editable posters and flyers (instructions included) as well as generic posters, email templates, social media tiles, logos and photos.
-  Map templates and example courses are in the **Course Setting** folder. Once created, courses can be reused for subsequent events.
-  The **Sideshows** folder has all the information and Printable Activity Cards for running fun activities that sit alongside regular orienteering courses.
-  During delivery, the organiser can use the posters from the **Event Signage** folder. These are designed to guide participants through key segments with a clear visual story and provide helpful hints along the way. Many resources can be edited and printed to suit event needs. These are designed to make preparation faster and easier.
-  Email templates, website information, a briefing script and take-home flyer are available in the **Communication to Participants** folder to provide important information before, during and after the event.

Access resources and start organising a Discover Orienteering event by contacting your state/territory participation coordinator.

